







Make a copy of this page before cutting appart

Fabric 1 Color: 	Fabric 2 Color: 	Fabric 3 Color: 	Fabric 4 Color: 	Fabric 5 Color: 	Fabric 6 Color: 	Fabric 7 Color: 
--	--	--	--	---	--	--

Cut the labels apart to use for organizing fabric & blocks.


Block 1 x4	Block 2 x4	Block 3 x4	Block 4 x4
Block 5 x4	Block 6 x4	Block 7 x1	Block D x2
Block E x2	Block F x4	Block G x2	Block H x2
Block J x2	Block K x4	Block L x4	Block M x2
Block N x2	Block O x2	Block P x2	Block Q x2
Block R x2	Block S x2	Block T x4	Block U x4
Block W x4	Block X x8		



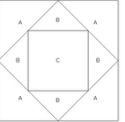
Top & Bottom Borders

Left & Right Side Borders


Block A (3 1/2")
FPP - Papers



Block B (6 1/2")
FPP - Papers



Block C (3 1/2" x 6 1/2")
FPP - Papers



Block BB (x4)	Block CC (x4)	Block DD (x2)
Block EE (x2)	Block FF (x8)	Block GG (x2)
Block HH (x2)	Block II (x4)	Block JJ (x4)